



COMMERCIAL

DOWNLIGHTS





DOWNLIGHTS

QUALITY COMMERCIAL ILLUMINATION

Ektor's range of commercial downlights are designed and engineered in Australia, offering a solution for all applications

Ideal for offices, hotels, accommodation, health, retail, education and more, Ektor downlights deliver reliability when it counts.



ALTE
ADVANCED



ARES
ADVANCED



ZEUS
ADVANCED



HERA
ADVANCED



SAPPHIRE
ADVANCED



VANN
ADVANCED



NAUTILUS
CORE

QUALITY BESPOKE ILLUMINATION

Ektor commercial downlights across the Advanced and Professional range can be customised to suit the application.

Choose your fitting colour, wiring, driver, size and colour temperature for the ultimate bespoke illumination.



THREE VALUE PRODUCT LINES

Choosing the correct line is essential to ensure the requirements of your application are met.




Quality components

All Ektor products are built with quality components and undergo extensive testing




Diverse range

With recessed, surface and pendant mounting options, there is a solution for all applications



Energy-efficient

Energy-efficient illumination saves on operating costs



Customise to suit

Choose your fitting colour, wiring, driver, size and colour temperature to suit the application

CORE

Reliability and quality on a budget

Tri-colour selection CRI<80

LM80 - L70B10 >54,000hrs

Non-dim and phase-cut dimming options

SMD and COB LED options

6-year design life

5-step MacAdam Ellipse

5-year warranty

ADVANCED

Reliability and quality in a standard form factor

Single colour selection CRI<80

LM80 - L90B10 >54,000hrs

Non-dim, phase-cut and DALI dimming options

COB LED options

8-year design life

3-step MacAdam Ellipse

5-year warranty

PROFESSIONAL

Class leading highest reliability and quality

Single colour selection CRI 95+ and special colours. Tuneable white (DT8) options

LM80 - L90B10 >54,000hrs

Non-dim, phase-cut and DALI/DT80 control options

COB LED options

12-year design life

2-step MacAdam Ellipse*

5-year warranty

*Single-colour selection only



ALTE ADVANCED

The Alte Advanced is a recessed LED COB downlight, providing low-glare illumination for commercial applications such as accommodation, offices, health, retail, education, and front-of-house areas. Options for customisation to suit the application include fitting colour, wiring, driver, size and colour temperature.

PRODUCT FEATURES

- ✓ Recessed LED COB downlight provides superb glare rating of <19
- ✓ High quality aluminium heatsink for durability and longevity
- ✓ Deep dish and optical-grade acrylic reflector lens for excellent beam control
- ✓ Equipped with high quality LEDs and driver, delivering an impressive L90B10 lifetime of >54,000hrs
- ✓ Energy efficient illumination saving energy and operating costs
- ✓ Tilt option available, allowing for versatile applications



FIXED WHITE



FIXED BLACK



TILT WHITE



TILT BLACK

CUSTOMISATIONS

VARIANT	OPTION	WIRING	DRIVER
<ul style="list-style-type: none"> • Fixed • Tilt 	<ul style="list-style-type: none"> • Black recessed • White recessed 	<ul style="list-style-type: none"> • Hardwired • F&P 2C (1M) • F&P 2C (1.5M) • F&P 2C + 2C (DALI) 	<ul style="list-style-type: none"> • Standard fixed output driver • Standard DALI-2 driver • Standard phase cut driver

SIZE		
Diameter	Height	Cutout
100mm	105mm	90mm
130mm	116mm	115mm
160mm	125mm	145mm

COLOUR
• 2700K
• 3000K
• 4000K

[CREATE CUSTOM DATASHEET](#)





ARES

ADVANCED

Create a moody ambience with the Ares Advanced recessed low-glare LED COB downlight. Perfect for accommodation, offices, health, retail, education and front-of-house areas, the Ares offers customisations for fitting colour, wiring, driver, size and colour temperature.

PRODUCT FEATURES

- ✓ Recessed LED COB downlight provides excellent glare rating of <16
- ✓ High quality aluminium heatsink for durability and longevity
- ✓ Honeycomb grill and optical-grade acrylic reflector lens for excellent beam control
- ✓ Equipped with high quality LEDs and driver, providing an impressive L90B10 lifetime of >54,000hrs
- ✓ Excellent energy efficient illumination, saving energy and operating costs



WHITE RECESSED



BLACK RECESSED

CUSTOMISATIONS

OPTION

- Black recessed
- White recessed

WIRING

- Hardwired
- F&P 2C (1M)
- F&P 2C (1.5M)
- F&P 2C + 2C (DALI)

DRIVER

- Standard fixed output driver
- Standard DALI-2 driver
- Standard phase cut driver

SIZE

Diameter	Height	Cutout
85mm	80mm	75mm
104mm	108mm	95mm
132mm	137mm	125mm

COLOUR

- 2700K
- 3000K
- 4000K

CREATE CUSTOM DATASHEET





ZEUS

ADVANCED

A recessed LED downlight with reflector lens and gunmetal baffle, the Zeus provides stylish illumination. With customisations including fitting colour, diffuser, wiring, driver, size and colour temperature, it is ideal for offices, accommodation, health, retail, education and front-of-house areas.

PRODUCT FEATURES

- ✓ Optical-grade lens and gun metal reflector delivers excellent optical comfort (UGR <19 for 24° beam, <22 for 38° and 60° beam)
- ✓ Energy efficient illumination provides savings on energy and operating costs
- ✓ Powdercoated diecast aluminium body for improved durability and longevity
- ✓ Equipped with high quality LEDs and driver, delivering an impressive L90B10 lifetime of >54,000hrs



WHITE RECESSED



BLACK RECESSED

CUSTOMISATIONS

OPTION	DIFFUSER	WIRING	DRIVER
<ul style="list-style-type: none"> • Black recessed • White recessed 	<ul style="list-style-type: none"> • 24° beam • 38° beam • 60° beam 	<ul style="list-style-type: none"> • Hardwired • F&P 2C (1M) • F&P 2C (1.5M) • F&P 2C + 2C (DALI) 	<ul style="list-style-type: none"> • Standard fixed output driver • Standard DALI-2 driver • Standard phase cut driver

SIZE		
Diameter	Height	Cutout
86mm	55mm	75mm
101mm	60mm	90mm
140mm	73mm	125mm
190mm	120mm	165mm
212mm	110mm	200mm

COLOUR
• 2700K
• 3000K
• 4000K

[CREATE CUSTOM DATASHEET](#)





HERA

ADVANCED

Hera Advanced is a large-format COB LED downlight with faceted deep reflector and optical-grade PMMA lens for reduced glare, with recessed and surface mount options, the Hera is perfect for commercial applications with high ceilings. Choice of size, wiring, driver and colour temperature to suit the application.

PRODUCT FEATURES

- ✓ Energy efficient illumination provides savings on energy and operating costs
- ✓ Powdercoated diecast aluminium body for improved durability and aesthetics
- ✓ Quality LEDs with an impressive L90B10 lifetime of >54,000hrs
- ✓ IP54 rating makes it suitable for use in damp environments such as bathrooms and laundries
- ✓ Large format options for use in settings with high ceilings
- ✓ Excellent optical comfort with UGR <19 for 24° and 38° beam, <22 for 60° beam fittings



WHITE RECESSED



BLACK RECESSED



WHITE SURFACE MOUNT



BLACK SURFACE MOUNT

CUSTOMISATIONS

OPTION	DIFFUSER	WIRING	DRIVER
<ul style="list-style-type: none"> • Black recessed • White recessed • Black surface mount • White surface mount 	<ul style="list-style-type: none"> • 24° beam • 38° beam • 60° beam 	<ul style="list-style-type: none"> • Hardwired • F&P 2C (1M) • F&P 2C (1.5M) • F&P 2C + 2C (DALI) 	<ul style="list-style-type: none"> • Standard fixed output driver • Standard DALI-2 driver • Standard phase cut driver

SIZE		
Diameter	Height	Cutout
100mm	54mm	90mm
145mm	78mm	125mm
172mm	90mm	150mm
228mm	99mm	200mm

COLOUR
• 2700K
• 3000K
• 3500K
• 4000K

CREATE CUSTOM DATASHEET





SAPPHIRE

ADVANCED

A recessed LED COB downlight, the Sapphire Fixed and Tilt are ideal for high-end residential and commercial settings such as requiring the protection of an IP65 (front face) rating. Customise the fitting colour, wiring, driver, size and colour temperature to suit the application.

PRODUCT FEATURES

- ✓ Recessed LED COB downlight in a compact design with high quality aluminium heatsink for durability and longevity
- ✓ Optical-grade diamond-patterned lens ensures high energy efficiency and uniform illumination
- ✓ Slim 65mm height makes it ideal for installation in small ceiling cavities
- ✓ High quality LEDs and driver deliver an excellent L90B10 lifetime of >54,000hrs
- ✓ IP65 front-face rated, making it suitable for damp environments such as outdoor covered areas, bathrooms and laundries



FIXED WHITE



FIXED BLACK



TILT WHITE



TILT BLACK

CUSTOMISATIONS

VARIANT	OPTION	DIFFUSER	WIRING	COLOUR
<ul style="list-style-type: none"> Fixed Tilt 	<ul style="list-style-type: none"> Black recessed White recessed 	<ul style="list-style-type: none"> 38° beam 60° beam 	<ul style="list-style-type: none"> Hardwired F&P 2C (1M) F&P 2C (1.5M) F&P 2C + 2C (DALI) 	<ul style="list-style-type: none"> 2700K 3000K 4000K

DRIVER
<ul style="list-style-type: none"> Standard fixed output driver Standard DALI-2 driver Standard phase cut driver

SIZE		
Fixed		
Diameter	Height	Cutout
80mm	40mm	68mm
110mm	65mm	90mm
Tilt		
Diameter	Height	Cutout
110mm	49mm	90mm

CREATE CUSTOM DATASHEET





SAPPHIRE

ADVANCED

A recessed LED COB downlight, the Sapphire Pin and Slot are designed for providing architectural accent lighting, and glare control. The compact design makes it suitable for high-end residential and commercial applications such as lobbies and foyers, highlighting artworks and other objects of interest.

PRODUCT FEATURES

- ✓ Recessed LED COB downlight in a compact design with high quality aluminium heatsink for durability and longevity
- ✓ Slim 65mm height makes it ideal for installation in small ceiling cavities
- ✓ High quality LEDs and driver deliver an excellent L90B10 lifetime of >54,000hrs
- ✓ IP40 front-face rating provides resistance to dust and other particles
- ✓ Ideal for providing accented lighting and glare control




PIN WHITE



PIN BLACK



SLOT WHITE



SLOT BLACK

CUSTOMISATIONS

VARIANT	OPTION	DIFFUSER	WIRING	COLOUR
<ul style="list-style-type: none"> • Pin • Slot 	<ul style="list-style-type: none"> • Black recessed • White recessed 	<ul style="list-style-type: none"> • 38° beam • 60° beam 	<ul style="list-style-type: none"> • Hardwired • F&P 2C (1M) • F&P 2C (1.5M) • F&P 2C + 2C (DALI) 	<ul style="list-style-type: none"> • 2700K • 3000K • 4000K

DRIVER
<ul style="list-style-type: none"> • Standard fixed output driver • Standard DALI-2 driver • Standard phase cut driver

SIZE		
Diameter	Height	Cutout
96mm	61mm	84mm

[CREATE CUSTOM DATASHEET](#)





VANN

ADVANCED

The Vann Advanced is a recessed LED downlight with tempered glass face for enhanced durability and heat resistance. Ideal for external commercial applications such as under canopies, awnings and covered walkways. Customise the fitting colour, diffuser, wiring, driver, size, CRI and colour temperature.

PRODUCT FEATURES

- ✓ Powdercoated diecast aluminium body and silver stippled reflector combines for a sleek and modern aesthetic
- ✓ IP65 rating makes it suitable for use in damp indoor and outdoor environments
- ✓ Quality LEDs with an impressive L90B10 lifetime of >54,000hrs
- ✓ Excellent energy efficient illumination, saving energy and operating costs



WHITE RECESSED



BLACK RECESSED

CUSTOMISATIONS

OPTION	DIFFUSER	WIRING	DRIVER
<ul style="list-style-type: none"> • Black recessed • White recessed 	<ul style="list-style-type: none"> • 38° beam • 60° beam 	<ul style="list-style-type: none"> • Hardwired • F&P 2C (1M) • F&P 2C (1.5M) • F&P 2C + 2C (DALI) 	<ul style="list-style-type: none"> • Standard fixed output driver • Standard DALI-2 driver • Standard phase cut driver

SIZE			CRI	COLOUR
Diameter	Height	Cutout	<ul style="list-style-type: none"> • 80 • 90 	<ul style="list-style-type: none"> • 3000K • 4000K
92mm	79mm	80mm		
123mm	93mm	110mm		

[CREATE CUSTOM DATASHEET](#)





NAUTILUS

CORE

Offering surface-mount and pendant options, the Nautilus Core is a versatile downlight, delivering a stylish aesthetic for indoor spaces. Offering tri-CCT selectability, the Nautilus is ideal for modern residential and commercial applications such as hotels, offices, retail and front-of-house areas.

PRODUCT FEATURES

- ✓ Deep recess and front trim minimises glare and provides optical comfort
- ✓ Highly energy efficient illumination with luminous efficacy of 108lm/W
- ✓ Tri-CCT selectable, allowing for customisation of colour temperature between 3000K, 4000K and 5700K
- ✓ Integral phase cut dimmable driver for lighting control
- ✓ High quality aluminium body and PMMA lens for durability



WHITE SURFACE MOUNT



BLACK SURFACE MOUNT



WHITE SURFACE MOUNT PENDANT



BLACK SURFACE MOUNT PENDANT

CUSTOMISATIONS

OPTION	DIFFUSER	WIRING	DRIVER
<ul style="list-style-type: none"> • Black surface mount • White surface mount • Black surface mount pendant • White surface mount pendant 	<ul style="list-style-type: none"> • 38° beam 	<ul style="list-style-type: none"> • Re-wireable terminal block (3 pin) 	<ul style="list-style-type: none"> • Standard phase cut driver

SIZE			TRI COLOUR	LUMEN OUTPUT	CREATE CUSTOM DATASHEET
Diameter	Height	Drop	<ul style="list-style-type: none"> • 3000K • 4000K • 5700K 	<ul style="list-style-type: none"> • 1460lm • 1480lm • 1620lm 	
85mm	170mm	-			
85mm	178mm	1285mm*			

*Pendant only

QUALITY AND RELIABILITY

WARRANTY

With a 5-year warranty on the entire range, we demonstrate our confidence in the quality and reliability of our commercial downlights.

DESIGN LIFE

To achieve a high design life, we use high-quality components that will endure under the harshest operating conditions.

6

Years
CORE

8

Years
ADVANCED

12

Years
PROFESSIONAL

Ektor's range of commercial downlights is built to deliver reliability when it counts. Combined with the range of troffers, exits, and emergency luminaires, Ektor provides a comprehensive solution for all modern lighting applications.




Discover the range



Exit signs




Emergency lighting



Troffers



Battens



Highbays



Floodlights



Accessories



Testing



AUSTRALIA

sales@evolt.com.au
PO Box 271
Kingsgrove NSW 1480
evolt.com.au

NEW ZEALAND

sales@evolt.co.nz
651A Rosebank Rd, Avondale
Auckland 1026
evolt.co.nz

Due to changes in industry standards and Evolt's policy of continual product development, product specifications are subject to change without notice. Images are for illustrative purpose only. E&OE. For more information, please visit our website.

© Evolt May, 2023

evolt